



# Data Acquisition Summary 2022-2023

Megsys Herna, BA, CTR  
FCDS Virtual Annual Meeting  
August 17, 2023

# Data Acquisition Summary

- Field Coordinators
- Florida Reporting Sources
- 2022 Admission Counts
- 2022 Tumor Counts based on Diagnosis Year
- Reporting Compliance
  - Completeness
- Consolidated Follow Back Annual Audit
  - Death Clearance and Discharge Data Casefinding Audit
- Radiation Treatment Facilities Reporting Process
  - 2021 Follow Back
  - 2022 Record Id
- Future Deadlines

# Data Acquisition Field Coordinators

## Hospitals

Edith Alvin

Anne Auguste, CTR

Ofelia Fernandez, CTR

Betty Malanowski, BS, IMG, CTR

Brenda Lopez, CTR

Sasha Raju, MBBS, MPH, CTR

## Ambulatory Surgery Centers/Radiation Treatment Facilities

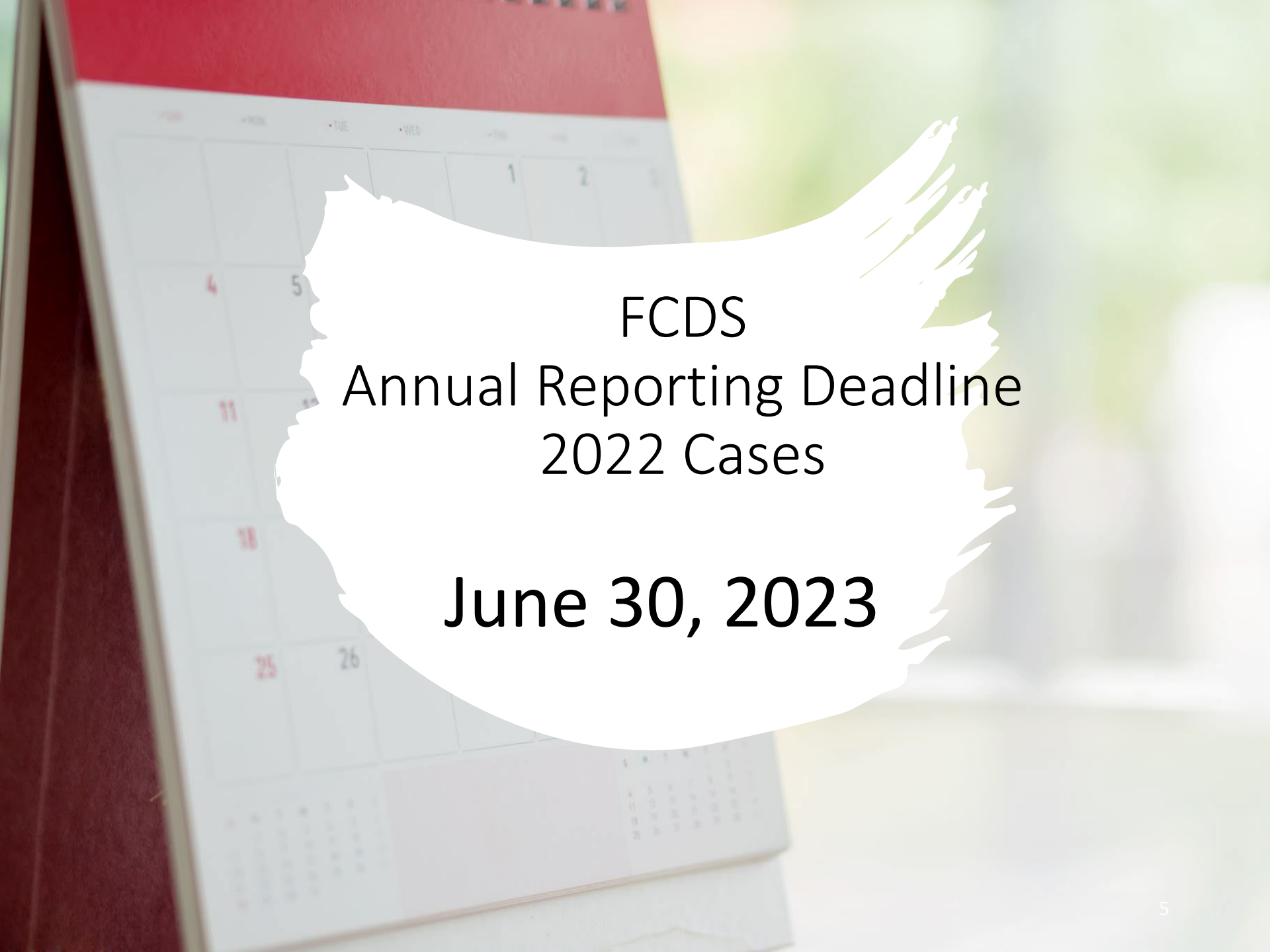
Saskia (Sam) Angel

## Path Labs/Private Physicians/Out of State Data Exchange

Livia Harding, BS

# Florida Reporting Sources in 2023

Reporting Source	# of Registered Facilities
Hospitals	236
Radiation Treatment Centers	104
Ambulatory Surgery Centers	521
Pathology Labs (CLIA's)	1571
Hematology/Oncology	449
Hematologists	19
Oncologists	125
Urologists	464
Dermatologists	1256
Other Specialty Physicians	2848
<b>Total</b>	<b>7,593</b>

A calendar with a white brushstroke graphic overlaid on it. The brushstroke is white and has a rough, hand-painted edge. The text is centered within this brushstroke. The background is a blurred image of a window with greenery outside.

FCDS  
Annual Reporting Deadline  
2022 Cases

**June 30, 2023**

# Reporting Completeness Report

Total number of New Cases added to the FCDS Master file in June, 2023: 30,210

*The figures shown below reflect initial patient encounters (admissions) for cancer by year.*

Admission Year	Hospital	Radiation	AmbiSurg	Dermatology	Physicians Claims	DCO	Total Cases	New Cases	Tumors
2022	182,316	3,405	573	13,179	811	Pending	200,284	24,410	107,300
2021	233,966	6,760	620	12,398	30,052	Pending	283,796	5,232	159,223
2020	224,547	7,778	2,224	12,493	26,987	2,328	276,357	568	154,177

	<u>Actual</u>	<u>Expected*</u>		<u>Expected**</u>
2022	80%	100%	2022	83%
2021	100%	100%	2021	100%
2020	100%	100%	2020	100%

# Non-Compliant Hospitals

## 2022 Cases

- 103 hospitals have not completed reporting the number of cases expected
- 60 hospitals are less than 75% complete
- Hospitals will be reported to DOH by the end of September 2023
- You Must Certify Complete for 2022

# Radiation Treatment Facilities Reporting Options

Option 1: Proactive Case Reporting

Option 2: Two-step process to lessen the burden due to limited resources and case count

## 1. Casefinding

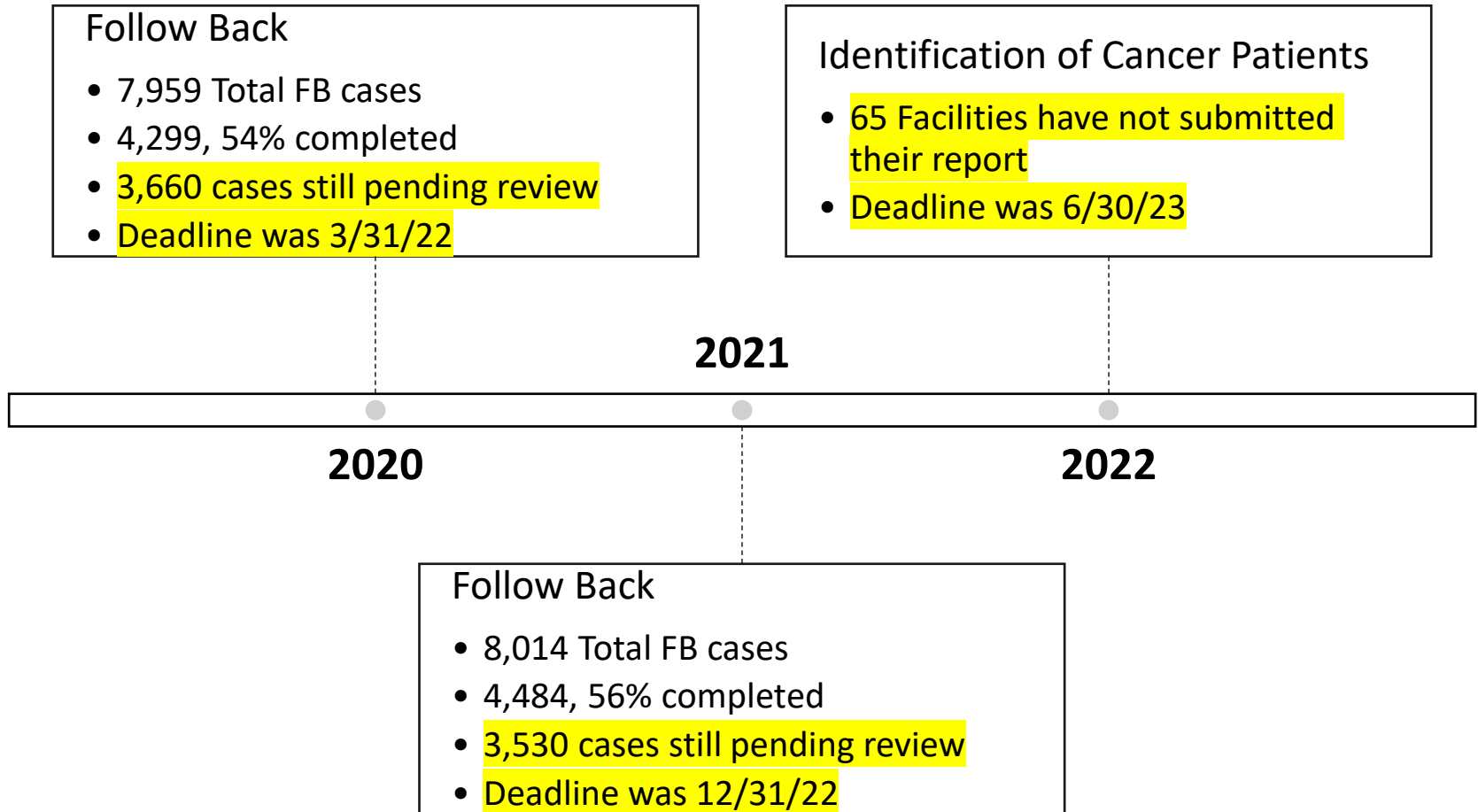
- Facility must create a file of all patient encounters that contain a reportable ICD10 code
  - 12 data items for each patient
- Upload file to FCDS via FCDS IDEA
- FCDS then links these encounters with the FCDS database after the Annual Reporting Deadline

## 2. Follow Back unmatched patients to the Radiation Treatment facility

- Must submit a full cancer case abstract for missed cases
- Must account for the non reportable cases



# Radiation Treatment Facilities Current Status



# Private Practice Physicians 2023 Medical Claims Reporting

1,057 private physicians registered with FCDS (not including Dermatologists)

- Oncologists
- Urologists
- Hematology/Oncologists
- Hematologists

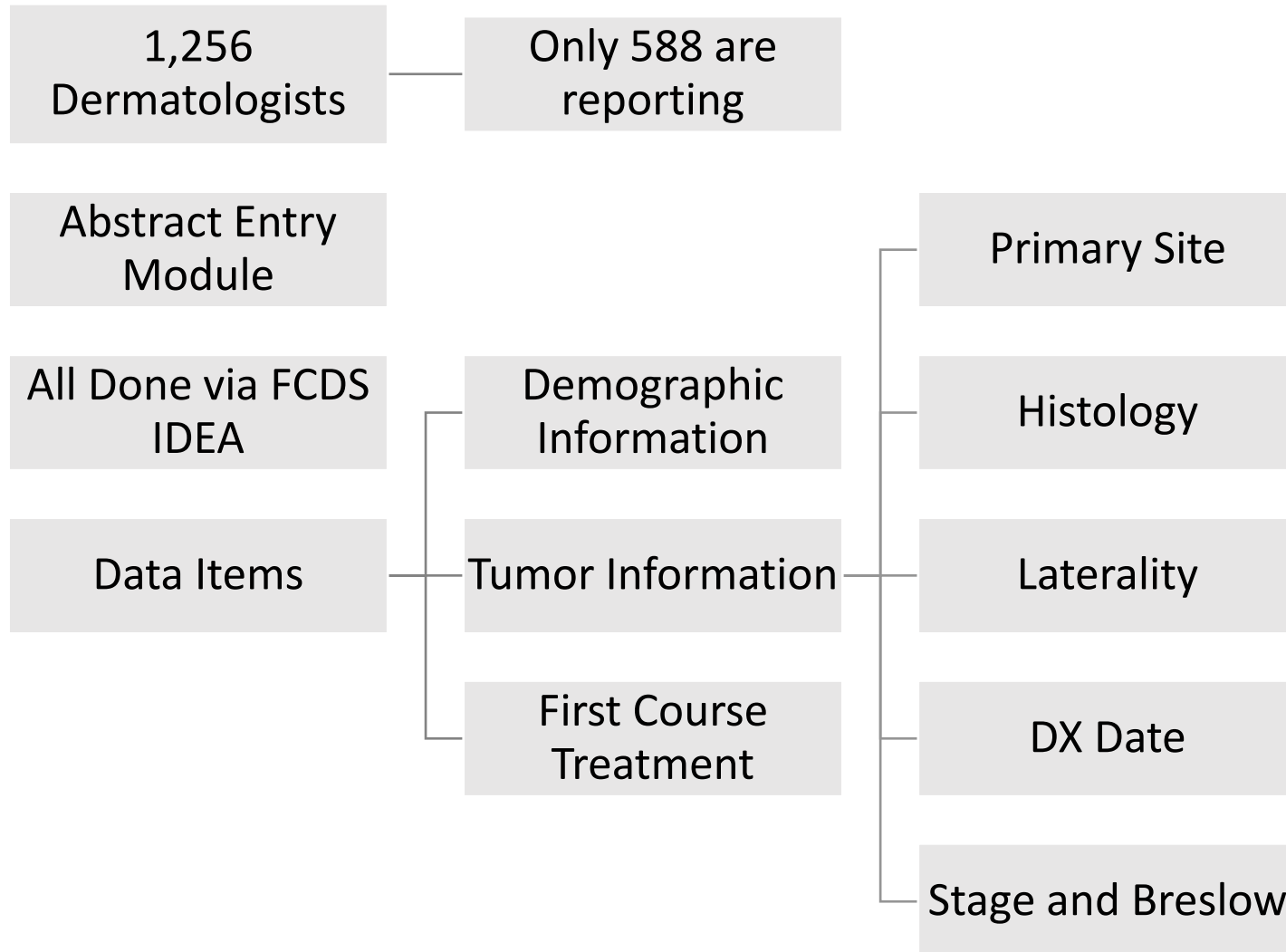
600 registered private physicians are reporting medical claims

All Done via FCDS IDEA

5010 Claim Reporting Format

Over 5.4 million medical claims reported to FCDS in 2023 so far

# Private Dermatology Physician Offices



# Pathology Labs

## Reporting Options

1. Single Entry
2. Tab delimited file
3. HL7
  - Secure file transfer protocol (SFTP)
  - CDC/NPCR provided PHINMS transport method
  - APHL via State

All done via FCDS IDEA

323 labs are fully integrated into FCDS operations

Close to 17 million path reports in the FCDS database

Linked cases are used in QC, CAPIS, Consolidated FB

# Patient/Tumor Linkages to External Data files

## Agencies

- Agency for Health Care Administration
  - Licensing agency
  - Hospitals
  - Ambulatory Surgery Centers
- Florida Vital Statistics Death Certificate files
- Florida Association of Pediatric Tumor Programs (FAPTP)
- Breast and Cervical Cancer Early Detection Program (BCCEDP)

## Objectives

- Casefinding
- Data Accuracy/Validation

# Consolidated Follow Back Annual Casefinding Audit

## Agencies

- Agency for Health Care Administration (AHCA)
  - Billing discharge data
  - Licensing agency
  - Hospitals
  - Ambulatory Surgery Centers
- Florida Vital Statistics Death Certificate files

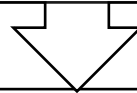
## Objectives

- Casefinding
- Monitor disposition code assignment for cases that remain unreported to FCDS

# Consolidated Follow Back Audit Process

Upload billing discharge data from hospitals, non-hospitals, ambulatory surgery centers

We look at all the diagnosis and procedure codes to determine if the record has a cancer diagnosis



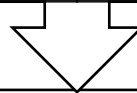
Upload the mortality data from the Florida Vital Statistics



Match on SSN, then name

Better match of the two is used depending on the matching score

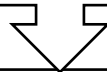
Also match on Medical Record, DOB, and Gender



Identify new facilities and add them to our database



The unmatched patients from AHCA and Vital Stats are combined as one Consolidated FB list



The FB list is made available to **hospitals and ambulatory surgery centers** in FCDS IDEA for review and resolution

# 2021 Consolidated Follow Back

49,740 records were identified for follow back

- Hospitals, Non-hospitals, and Ambulatory Surgery
- Most of them will be not reportable cases
- Approximately 10,000 cases will be reportable

Notices were emailed to hospitals and ambulatory surgery centers on May 1, 2023

**Deadline is September 1, 2023**



# Follow Back Disposition Codes

- 1 Reportable-Missed Case-Case to be Abstracted & Reported by Facility
- 2 N/R - Tumor was Not Malignant - Behavior = 0 or 1
- 3 N/R - NonReportable Skin Cancer - Site=C44.\* and Morph = 8000 to 8110
- 4 N/R - No Evidence of Cancer at This Time - NED
- 5 N/R - Consultation Only
- 6 N/R - Cancer Not Proven - Equivocal
- 7 Case Previously Reported to FCDS by this Facility
- 8 N/R - Outpatient Record with No Active Cancer Documented in Record
- 9 N/R - Insitu Cancer of Cervix or CIN III
- 10 N/R - Other
  
- 11 Reportable-Case Abstracted BUT Not found in FCDS files - Abst Requested
- 12 N/R - No Cancer Mentioned in Medical Record
- 13 Skins we elected not to FB since most of them turn out N/R
- 14 N/R - Hematopoietic Diseases Dx Prior to 2001
  
- 15 N/R - Case DX Prior to FCDS Reference Date - Same Cancer/Same Facility
- 16 N/R - Benign or Borderline Brain/CNS Tumor Dx Prior to 2004
- 20 Unknown if Reportable - No Record of this Patient at this Facility
- 21 Unknown if Reportable - Lost Medical Record
- 30 Unknown if Reportable - No Follow-Back Ever Returned by this Facility
- 40 N/R - Special Case - Other
- 50 Hospice Case - Not A Hospital
- 51 Transitional Care Center - Not A Hospital
- 52 Not A Valid Facility Number
- 60 This AHCA Record Matches a Vital Statistics Record (DCN-Identified)
- 70 Closed Facility
- 90 Not Cancer Related Cases
- 998 Matching Algorithm Has Been Run

# 2021 Consolidated Follow Back

- For any missed case
  - Assign Disposition Code 01
  - Accession # and Sequence #
- Disposition Code 01 records (missed cases) must be electronically reported to FCDS within 30 days of assigning the Disposition Code.
- After the 30 days, the record(s) will be placed back in the queue and marked as incomplete.

# Non-Hospitals 2021 Death Certificates

## Non-Hospital Facilities

- Hospices
- Nursing Homes
- Private Physicians

## Death Certificate with a cancer as the cause of death

- Match with a pathology record
  - Limited information
  - Visually review these matches
    - Pathology reports
  - Experienced CTR
  - Reportable vs. Not reportable
- 
- 2021 Death Certificates
    - 4,151 records with a cancer as the cause of death
    - 1,364 matched and need visual review

# Disposition Codes Analysis

**2021**

Disposition	Count
1	6258
2	1009
3	350
4	4788
5	68
6	2470
7	603
8	92
9	41
10	1093
12	3999
13	4
14	12
15	2
16	24
20	138
40	34
998	28755
<b>Total:</b>	<b>49,740</b>

**2020**

Disposition	Count
1	13819
2	2550
3	940
4	8733
5	245
6	3865
7	706
8	289
9	66
10	1504
12	7038
14	22
15	3
16	59
20	688
21	51
40	65
998	7137
<b>Total:</b>	<b>47,780</b>

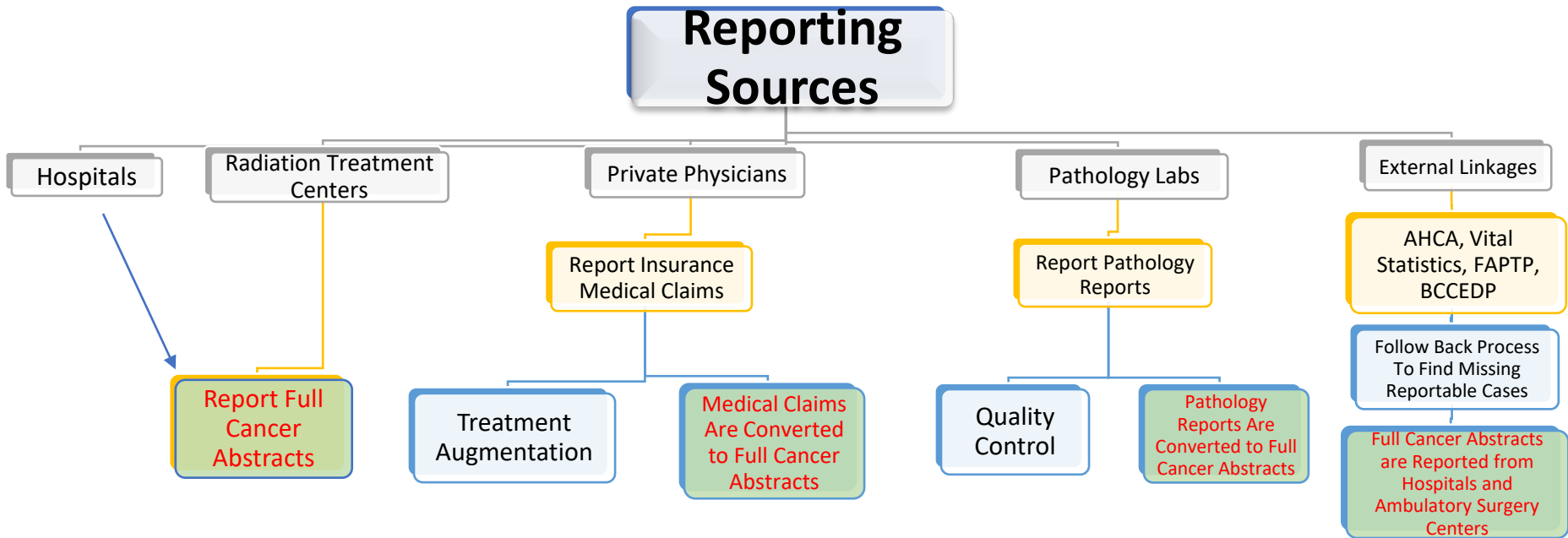
**2019**

Disposition	Count
1	10600
2	2403
3	1041
4	8747
5	213
6	4572
7	2216
8	343
9	65
10	1541
12	7606
13	5
14	40
15	8
16	68
20	503
21	42
40	79
998	7986
<b>Total:</b>	<b>48,078</b>

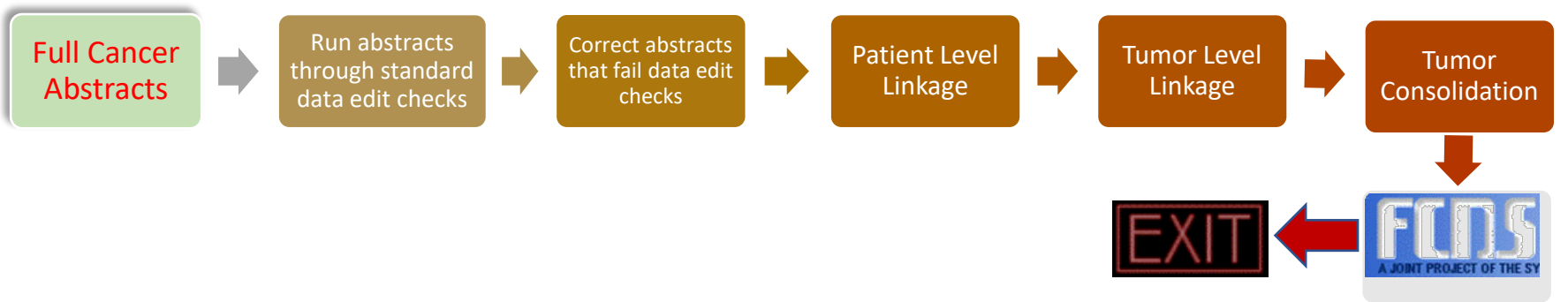
**2018**

Disposition	Count
1	11124
2	2559
3	1083
4	8873
5	268
6	4633
7	2022
8	538
9	71
10	1305
12	7256
13	3
14	28
16	93
20	495
21	37
40	48
998	5359
<b>Total:</b>	<b>45,795</b>

# FCDS Florida Cancer Data System



## FCDS Data Process



# FCDS 2023-2024 Reporting Years Calendar

Patient Encounter for Cancer	Case Should Be Reported
<b>ALL 2021 CASES WERE DUE 6/30/2022</b>	<b>ALL 2022 CASES WERE DUE 6/30/2023</b>
January 2023	July 2023
February 2023	August 2023
March 2023	September 2023
April 2023	October 2023
May 2023	November 2023
<b>June 2023</b>	December 2023
July 2023	January 2024
August 2023	February 2024
September 2023	March 2024
October 2023	April 2024
November 2023	May 2024
December 2023	<b>June 2024</b>
<b>ALL 2022 CASES ARE DUE 6/30/2023</b>	<b>ALL 2023 CASES ARE DUE 6/30/2024</b>

# FCDS Recurring Deadlines

RECURRING DEADLINES		
Monthly	FC Review/Inquiry	Cases with FC Review Inquiry or correction(s) must be reviewed and responded to monthly
Monthly	QC Review/Inquiry	Cases with QC Review Inquiry or correction(s) must be reviewed and responded to monthly
June 30	Annual Reporting Deadline	All cases from previous calendar year must be reported to FCDS on or before June 30 <sup>th</sup> each year
September 1	Consolidated Follow-Back Deadline	All unmatched cases from the combined AHCA and Vital Records Death Match must be resolved by September 1 <sup>st</sup> .
Varies	FAPTP Follow-Back Deadline	All unmatched cases from FAPTP must be resolved each year

